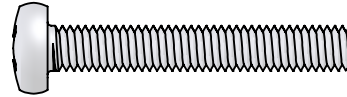



Standard Metric Machine Screw Sizes



www.boltdepot.com/tools




4mm x 0.7mm



6mm x 1.0mm



5mm x 0.8mm

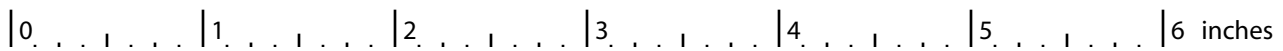



8mm x 1.25mm



For Pan Head - Measure length from under the head to the end of the screw.

For Flat Head - Measure length from the top of the head to the end of the screw.



Scale Check: After printing, measure ruler above to ensure correct scale