























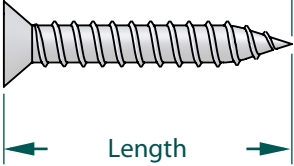
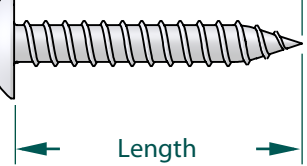


# Sheet Metal Screw Sizes

www.boltdepot.com/tools

	Pan	#4	Oval	
	Flat		Truss	
<hr/>				
		#6		
				
<hr/>				
		#8		
				
<hr/>				
		#10		
				
<hr/>				
		#12		
				
<hr/>				
		#14		
				
	Length			
<p>Fastener length is measured from where the material surface is assumed to be, to the end of the fastener.</p>				

0 . . . . . 1 . . . . . 2 . . . . . 3 . . . . . 4 . . . . . 5 . . . . . 6 inches  
 Scale Check: After printing, measure ruler above to ensure correct scale